

**BROC****Border Regional Organisation of Councils**

# AGENDA

## Friday, 15 February 2019

<b>Venue:</b>	Council Chamber, 144 Otho Street, Inverell	<b>Date:</b>	Friday, 15 February 2019
<b>Chair:</b>	Mayor Peter Petty - Tenterfield	<b>Time:</b>	9.30 am (NSW) 8.30 am (QLD)
<b>Invitees:</b>	Hon Adam Marshall MP – Member for Northern Tablelands Mr Andy Norton - Venda Panel Mr Todd Newton – Binderee Beef		
<b>File Ref:</b>	NAM201925		

<b>1.</b>	<b>Meeting Open</b>						
<b>2.</b>	<b>Apologies</b>						
<b>3.</b>	<b>Minutes of Meeting 9 November 2018 (Tenterfield) (attached minus presentations)</b>						
3.1	<b>Matters Arising from the Minutes</b>						
3.1.1	Update – Waste to Energy Proposal						
3.1.2	BROC Transport Plan – BROC to begin application to Qld and NSW State Governments for financial assistance towards transport plan						
<b>4.</b>	<b>Correspondence</b>						
4.1	<b>Inwards:</b> <ul style="list-style-type: none"> <li>• Bank Statements Warwick Credit Union &amp; National Australia Bank</li> <li>• Linda Keeshan (Dept Premier &amp; Cabinet Qld) re TAFE item</li> <li>• Derek Baker – request for funding for work on roads</li> <li>• Five Issues Forum – flyer attached</li> </ul>						
4.2	<b>Outwards:</b> <ul style="list-style-type: none"> <li>• Confirmation regarding reinvestments – Warwick Credit Union &amp; National Australia Bank</li> </ul>						
4.3	<b>Matters arising from Correspondence</b>						
<b>5.</b>	<b>Financial Report as at 8 February 2019</b>						
5.1	<b>Transactions since last meeting:</b>						
	<b><u>National Australia Bank – 69-022-2187</u></b> <ul style="list-style-type: none"> <li>• Signatories changed to Peter Petty, Terry Dodds, Noelene Hyde</li> </ul> <table border="1" style="width: 100%;"> <tr> <td>Opening Balance as at 12 October 2018</td> <td style="text-align: right;"><b>\$15,109.04</b></td> </tr> <tr> <td>Lodge Term Deposit – 2 November 2018</td> <td style="text-align: right;">\$10,000.00</td> </tr> <tr> <td>Balance as at 2 November 2018</td> <td style="text-align: right;"><b>\$5,109.04</b></td> </tr> </table>	Opening Balance as at 12 October 2018	<b>\$15,109.04</b>	Lodge Term Deposit – 2 November 2018	\$10,000.00	Balance as at 2 November 2018	<b>\$5,109.04</b>
Opening Balance as at 12 October 2018	<b>\$15,109.04</b>						
Lodge Term Deposit – 2 November 2018	\$10,000.00						
Balance as at 2 November 2018	<b>\$5,109.04</b>						
	<b><u>National Australia Bank – Term Deposit 42-388-8697</u></b>						
	<table border="1" style="width: 100%;"> <tr> <td>Lodged 27 Sept to 27 Dec 2018 (3 month)</td> <td style="text-align: right;">\$10,000.00</td> </tr> <tr> <td>Re-invested 27 December 2018 for 12 months @ 2.75%</td> <td style="text-align: right;"><b>\$10,052.36</b></td> </tr> <tr> <td>Maturity Date – 27 December 2019</td> <td></td> </tr> </table>	Lodged 27 Sept to 27 Dec 2018 (3 month)	\$10,000.00	Re-invested 27 December 2018 for 12 months @ 2.75%	<b>\$10,052.36</b>	Maturity Date – 27 December 2019	
Lodged 27 Sept to 27 Dec 2018 (3 month)	\$10,000.00						
Re-invested 27 December 2018 for 12 months @ 2.75%	<b>\$10,052.36</b>						
Maturity Date – 27 December 2019							

<b>Warwick Credit Union – 400379187</b>	
• Signatories changed to Peter Petty, Terry Dodds, Noelene Hyde	
Closing Balance 31 January 2019	<b>\$0.18</b>
<b>Warwick Credit Union – Fixed Term Deposit 100005924</b>	
Opening Balance as at 31 December 2018	\$20,586.04
Interest Paid 2.45%	\$254.25
Reinvested 22 January 2019	<b>\$20,840.29</b>
Maturity Date – 22 April 2019	
5.2	<b>Matters arising from Financial Report</b> Due to changes to Chair and Secretary and Secretary on leave, the funds for NAB were reinvested for 12 months (should have been 3 months) and Warwick C/U reinvested for 3 months (should have been 12 months) following advice that the NAB funds had been ear marked for possible additional transport studies. Warwick C/U funds not allocated for any particular project.
<b>6.</b>	<b>Guest Speakers</b>
10.30	The Hon Adam Marshall MP – State Government Update
11.00	Mr Todd Newton – Binderee Beef
11.30	Mr Andy Norton – VendorPanel (Buy Regional Information attached)
12.30	15 minute break for luncheon etc
12.45	Meeting resumes
<b>7.</b>	<b>Items Listed</b>
7.1	Regional Developments to capitalise on Inland Rail (report attached)
7.2	Bruxner Way – Inverell Shire (report attached)
7.3	Bruxner Way Joint Committee – will follow this meeting
<b>8.</b>	<b>General Business</b>
<b>9.</b>	<b>Next Meeting – Friday, 10 May 2019 at Warwick (SDRC)</b>
<b>10.</b>	<b>Meeting Closed</b>

<b>ACTION ITEM LOG</b>			
<b>Officer</b>	<b>Item</b>	<b>Listed</b>	<b>Outcome</b>
RJ&AW	Report – Review of BROCC Transport Plan to be submitted to May Meeting	09/02/18	
Exec	Commission further research on rural roads	04/05/18	



### MINUTES

### 09 November 2018 – Tenterfield Shire Council

Venue:	Council Chambers, 247 Rouse St, Tenterfield	Date:	09 November 2018
Chair:	Cr John Coulton, Gwydir	Time:	11am NSW time 10am QLD time
Attendees:	Cr J Coulton, Robyn Phillips	Gwydir Shire Council	
	Cr Peter Petty, Cr Greg Sauer, Terry Dodds	Tenterfield Shire Council	
	Cr Richard Marsh, Matthew Magin	Balonne Shire Council	
	Cr S Ritchie, Angus Witherby	Moree Plains Shire Council	
	Cr Kate Dight, Michael Bryant	Inverell	
	Cr Joan White	Goondiwindi	
	Cr , Cr Ian Woodcock, Cr M Martinez, Mike Urquhart	Walgett	
	Cr Neil Mickeljohn	SDRC	
	Russell Stewart, Nathan Axellson, Bronwyn Pearson	RDANI	
	Linda Keeshan (QDP&C), Andrew Fraser (WaterNSW)	Guest Speakers	
	Cr Jamie Chaffey and Cr John Campbell	Gunnedah Shire Council guests	
	Damon Meadows	QLD Dept LG	
File ref:	S1242		

1	<b>Meeting Opened at 11.25am</b>	
2	<b>Apologies</b>	
	Cr Frances Young, Max Eastcott	Gwydir Shire Council
	Trudi Bartlett	RDA, Darling Downs and Southwest
	Lester Rodgers	Moree Plains Shire Council
	Cr Brian Murray	Tenterfield
	<b>Moved</b> that Apologies be accepted Tenterfield, <b>Seconded</b> Inverell <b>Carried</b>	
3	<b>Minutes of Meeting 10 August (Goondiwindi)</b>	

3.1	<b>Matters arising from the Minutes</b>																
3.1.1	Review of BROC Transport Plan – in General Business																
3.1.2	Further research on rural roads - \$10,000 invested on term deposit with NAB, will mature on 27 December 2018.																
	<b>Moved</b> that the minutes be accepted Gwydir, <b>Seconded</b> Goondiwindi <b>Carried</b>																
<b>4</b>	<b>Correspondence</b>																
4.1	<b>Inwards:</b> <ul style="list-style-type: none"> <li>• Bank statements Warwick Credit Union and National Australia Bank</li> <li>• Scott Smith, SE Qld Mayors – can address May 2019 meeting</li> </ul>																
4.2	<b>Outwards:</b> <ul style="list-style-type: none"> <li>• Invitation to Minister Niall Blair, Minister for Primary Industries, Regional Water and Trade to address the November BROC meeting</li> <li>• Invitation to Andrew Fraser, WaterNSW to address BROC meeting</li> <li>• Request for Cross Border representation from Queensland</li> <li>• Invitation to Scott Smith – SE Qld Mayors – to address the August BROC meeting</li> <li>• Invitation to Shane Hatton, Rural and Remote Medical Services to address meeting</li> <li>• Request to NAB to transfer \$10,000 to term deposit</li> </ul>																
4.3	<b>Moved</b> that correspondence be accepted Walgett, <b>Seconded</b> Inverell <b>Carried</b>																
<b>5</b>	<b>Financial Report as at 30 September 2018</b>																
5.1	<p>Transactions since presented to last meeting:</p> <p><b>Warwick Credit Union – Fixed Term Deposit matures 22 Jan 2019</b></p> <table border="1"> <tr> <td>Balance as at 31 July 2018</td> <td><b>\$20,586.04</b></td> </tr> <tr> <td>Closing balance as at 30 September 2018</td> <td><b>\$20,586.04</b></td> </tr> </table> <p><b>WCU Account 400379187 – S6</b></p> <table border="1"> <tr> <td>Opening balance 31 July 2018</td> <td><b>0.18</b></td> </tr> <tr> <td>Closing balance as at 30 September 2018</td> <td><b>0.18</b></td> </tr> </table> <p><b>National Australia Bank</b></p> <table border="1"> <tr> <td>Opening balance as at 12 July 2018</td> <td><b>\$8,108.71</b></td> </tr> <tr> <td>Transfer from Warwick Credit Union</td> <td>7,000.00</td> </tr> <tr> <td>Balance as at 31 July 2018</td> <td><b>15,108.71</b></td> </tr> <tr> <td>Balance as at 30 September 2018</td> <td><b>\$15,108.71</b></td> </tr> </table>	Balance as at 31 July 2018	<b>\$20,586.04</b>	Closing balance as at 30 September 2018	<b>\$20,586.04</b>	Opening balance 31 July 2018	<b>0.18</b>	Closing balance as at 30 September 2018	<b>0.18</b>	Opening balance as at 12 July 2018	<b>\$8,108.71</b>	Transfer from Warwick Credit Union	7,000.00	Balance as at 31 July 2018	<b>15,108.71</b>	Balance as at 30 September 2018	<b>\$15,108.71</b>
Balance as at 31 July 2018	<b>\$20,586.04</b>																
Closing balance as at 30 September 2018	<b>\$20,586.04</b>																
Opening balance 31 July 2018	<b>0.18</b>																
Closing balance as at 30 September 2018	<b>0.18</b>																
Opening balance as at 12 July 2018	<b>\$8,108.71</b>																
Transfer from Warwick Credit Union	7,000.00																
Balance as at 31 July 2018	<b>15,108.71</b>																
Balance as at 30 September 2018	<b>\$15,108.71</b>																
5.2	<p><b>Matters arising from Financial Report</b></p> <p>NAB has certified that the investment of \$10,000 was effected from 27 September, for 3 months to mature 27 December 2018:</p> <p>Account Number: TBC</p>																

	<p>Amount: \$10,000  Term: 3 months  Lodgement Date: 27/09/2018  Maturity Date: 27/12/2018  Interest Rate pa: 2.50%  Gross Interest at maturity: \$62.33''</p>
	<p><b>Moved</b> that the financial report is accepted Gwydir, <b>Seconded</b> Inverell  <span style="float: right;"><b>Carried</b></span></p>
<b>6</b>	<b>Guest Speakers</b>
6.1	<p>Linda Keeshan (Q Dept Premier and Cabinet) – spoke of cross border collaboration</p> <p>Emphasised BROCC members to contact either Linda or James McTavish with any areas of concern and they will ensure representation with the relevant service delivery.</p> <p>They are aware of existing health and education issues – both James McTavish and Linda will take the TAFE issue back to relevant state departments and will advise of outcomes</p> <p>QLD Dept Premier and Cabinet currently reviewing priorities.  2018-19 Work List distributed with these minutes.</p>
6.2	<p>RDANI Russell Stewart and Bronwyn Pearson – spoke of federal funding available from October 2018 to June 2020. RDANI will work with local stakeholders in developing projects for regional employment trials. Bronwyn is the local employment facilitator for RDANI and will contact and meet with councils – Factsheet attached.</p>
6.3	<p>Andrew Fraser – WaterNSW</p> <p>Andrew gave a background on WaterNSW</p> <p>Currently Levels of Service are a priority and a 20 year infrastructure options study for rural valleys (NSW) has been developed following consultation during 2016/17 with customers/users.</p> <p>WaterNSW 20yr infrastructure paper provides long term water supply options but is not a capital works plan – it identifies potential options which may progress for consideration.</p> <p><a href="https://www.waternsw.com.au/projects/infrastructure-studies/20-year-infrastructure-options-study">https://www.waternsw.com.au/projects/infrastructure-studies/20-year-infrastructure-options-study</a></p> <p>Andrew mentioned the Gwydir Valley Priority Catchment Project – a meeting was held in October with a stakeholders reference group including MPSC – further meetings to occur – Cr Coulton requested Gwydir be invited to attend any future meetings.</p> <p>Briefly spoke of the problem of cold water pollution in Gwydir (Copeton) – cold water curtain won't work in all dams due to design of outlets – WaterNSW still testing – some systems difficult for operators (e.g. Chaffey and Pindari).</p> <p>Copeton, Keepit, Wyangala and Blowering dams on radar for cold water pollution.</p> <p>Water quality (e.g. blue green algae) takes priority over cold water pollution.</p> <p><b>Comments</b></p> <p>Tenterfield noted that it has been stated no dams have been approved due to environmental objections – how can we get new dams approved?</p>

	<p>Andrew replied – Minister for Regional Water will consider other options such as raising dam levels, buying offsets</p> <p>Mole river – results of a WaterNSW study have been referred to Commonwealth – involves liaison with QLD and stakeholder groups</p> <p>Inverell questioned ‘is option to expand Pindari and Glenlyon likely to occur’ – Andrew responded – hampered by budget – completely funded by WaterNSW – need to take proposals to Treasury</p> <p>Goondiwindi – how does WaterNSW involve the community?</p> <p>Andrew responded that WaterNSW liaises with Customer Advisory Groups (CAGs) in each rural valley – meetings are coordinated by Jonathon Dixon (WaterNSW) Ph 02 9865 2566 – 0437 190 494.</p> <p>It is expected that customer engagement regarding the LOS process (Options Study) will be completed by mid 2019.</p>
6.4	<p>Terry Dodds (Tenterfield) – Waste to Energy proposal</p> <p>Tenterfield council in conjunction with New England JO has undertaken significant research into Waste to Energy and provided a comprehensive presentation to NSW Country Mayors.</p> <p>Terry gave an abridged presentation to the BROCC meeting. A copy of Tenterfield Council’s Feasibility Study Outline is attached.</p> <p>NSW Country Mayors Assn will send letter to all Regional and Rural councils seeking their financial support.</p> <p><i>For further information contact Terry Dodds at Tenterfield Council.</i></p>
<b>7</b>	<b>Items listed</b>
7.1	Cross Border issues – TAFE, access, qualifications – refer 6.1
7.2	<p>BROCC Transport Plan</p> <p>Angus Witherby (MPSC) spoke about the CSIRO TraNSIT model</p> <p>With a lot of the data already available, CSIRO has developed a national model</p> <p>MPSC has commissioned CSIRO to model specific scenarios within their shire, utilising some work already undertaken for the inland rail study.</p> <p>There is an opportunity to build on this base for the review of the BROCC transport study.</p> <p>The Moree project looked at updating local information to provide a more accurate model and this would assist any model use by BROCC.</p> <p>The key to these models is to ensure that data entered is accurate.</p> <p>Once refined for an area, the TraNSIT model has a predictive ability (e.g. traffic and transport predictions) which allows for different scenarios to be modelled. The information from the CSIRO model underpins a cost benefit analysis of these scenarios (nominated by councils or by BROCC overall).</p> <p>The TraNSIT model has a rigorous transport system simulation which gives local and regional perspectives, including the ability to provide a regional view of multiple councils for BROCC, including regional infrastructure – e.g. Bruxner Way present in four member BROCC councils</p> <p>Regional links with neighbouring councils can also be explored.</p>

	<p>For CSIRO to run a baseline model for BROCC, testing 8 - 10 different transport scenarios – e.g. Bruxner Way – the cost would be \$73,400</p> <p>Additional scenarios can be added later by individual councils if they wish at a modest cost.</p> <p>Tenterfield noted these studies will benefit the Bruxner Way Joint Committee</p> <p><b>Moved:</b> Gwydir that BROCC begins application to Qld and NSW State governments for financial assistance towards transport plan</p> <p><b>Seconded:</b> Inverell <span style="float: right;"><b>Carried</b></span></p> <p>A copy of the TraNSIT model as presented is available on Borderroc website under Minutes and Presentations - <a href="http://borderroc.com/">http://borderroc.com/</a></p>
7.3	Bruxner Way Joint Committee - will meet following this meeting Committee will send correspondence
8	<b>Next Meeting</b> – 08 February, 2019 in Inverell (followed by SDRC in May, Walgett in August, Moree in November 2019)
9	<b>Meeting Closed</b> –

<b>Action Item Log:</b>			
<b>Officer</b>	<b>Item</b>	<b>Listed</b>	<b>Outcome</b>
RJ & AW	Report – Review of BROCC Transport Plan to be submitted to May 2018 meeting	09/02/18	Refer 7.2 on 9/11/18
Exec	Commission further research on rural roads	04/05/18	On hold
Exec	4.3.1 – Invest \$10,000 for 3 months Term Deposit	10/08/18	Completed
Exec	6.1 – Letter in support of creating a Cross Border Commissioner role in QLD government	10/08/18	Completed
Exec	8.1 – Include item on AGM Agenda - BROCC Roads Group	10/08/18	Completed
Exec	8.3 – Include 20yr water infrastructure study on Agenda for AGM	10/08/18	Completed
Exec	8.3 – Invite Minister for regional Water Niall Blair MP (or delegate) to give presentation at AGM	10/08/18	Completed
Exec	7.2 – Commence application for finance for BROCC transport plan	09/11/18	







4 January 2019

2-731

BORDER REGIONAL ORGANISATION OF COUNCILS  
LOCKED BAG 5  
BINGARA NSW 2404

Hi Sir

### Here are the details of your new NAB Term Deposit

Please check the updated details below. This letter replaces the one we previously sent you.

#### NAB Term Deposit account 42-388-8697

Account name	Border Regional Organisation of Councils
Amount	\$10,052.36
Term	1 year
Interest rate p.a.	2.75%
Interest frequency	At maturity
Interest	\$276.44
Start date	27 December 2018
Maturity date	27 December 2019



#### What you've instructed us to do at next maturity

**Term Deposit and interest \$10,328.80**  
As we don't have any maturity instructions recorded for you, we will reinvest as a new NAB Term Deposit for the same term, with the interest rate that applies at maturity and on the same terms and conditions



#### Important information

**If you need to withdraw part or all of your Term Deposit before maturity you must give 31 days' notice and a reduction in interest will apply**

**We will send you a reminder letter before your NAB Term Deposit matures**  
**At maturity you have 7 calendar days to make any changes to your new NAB Term Deposit or withdraw your money without cost**

The current terms and conditions for NAB Term Deposits are available at [nab.com.au/termdeposits](http://nab.com.au/termdeposits)

If you would like to make any changes to your maturity instructions or have any questions, contact your NAB Banker, give us a call on 13 13 12 or visit your nearest NAB branch.

Thanks,

  
Luke Bell  
Agribusiness Manager



Warwick Credit Union Ltd  
ACN 087 651 116  
AFSL / Australian Credit Licence 240556

PO Box 207  
WARWICK Q 4370

Phone: 1300 72 44 33  
www.wcu.com.au

24 January 2019

Border Regional Organisation Of Councils  
c/- Noelene Hyde, Secretary  
PO Box 214  
TENTERFIELD NSW 2372

## Fixed Term Certificate

Customer Name	Border Regional Organisation Of Councils
Customer Number	393573 I2
Deposit Number	6332
Deposit Term	3 months
Deposit Date	22 JAN 2019
Interest Rate	2.250%
Deposit Amount	\$20,840.29
Interest Instruction	INTEREST COMPOUNDED (LESS POSSIBLE TAXES)
Maturity Instruction	INVESTMENT (LESS POSSIBLE TAXES) RENEWED FOR 6 months

Your deposit has been accepted on the term and rate set out above. You should check all the above details and advise the Credit Union immediately if there are any discrepancies.

Please note should you wish to change any details you have a 7 day grace period from the date of deposit to make any changes.

You should be aware that the interest rate is not subject to variation during the deposit term. Request for early redemption will be considered with an interest adjustment of less 2%. No interest is paid where the deposit is held for less than 30 days.

This certificate serves as a record of your Fixed Term Deposit with the Warwick Credit Union Ltd. It is not a negotiable document.

Thank you for depositing your funds with the Warwick Credit Union.

**Noelene Hyde**

---

**From:** Robyn Phillips <rphillips@gwydir.nsw.gov.au>  
**Sent:** Monday, 3 December 2018 3:35 PM  
**To:** A/GM Walgett; Alice Colbran; Angus Witherby; Balonne Shire Council; Bronte Kerr EA; Carl Manton; Brian Murray; Cr Fiona Gaske; Cr Frances Young; Cr Ian Woodcock (Walgett); Cr J White; Cr Joan White; Cr John Coulton; Cr Kate Dight; Cr Neil Meiklejohn; Cr Richard Marsh; Cr Stephen Ritchie; Damon Meadows; David Keenan CEO SDRC; Deena Murray EA; Goondiwindi RC; Inverell Shire Council; Jim Grassick DILGP; John Bird; Kathy Elliott Executive PA; Kim Parker Exec Sec; Laura Colley EA; Lester Rodgers; Linda Keeshan (Dept P&C); Gwydir Mail; Marion Seymour Exec PA SDRC; Matthew Magin; Max Eastcott; Max Eastcott; Peter Petty; Noelene Hyde; SDRC; Sharon Stafford EA; Council; Terry Dodds  
**Subject:** ICR20189446 - G/21 - FW: BROC Meeting in Tenterfield 9 November 2018

Response from Linda Keeshan re TAFE item listed on BROC Agenda - forwarded for your information.

*Robyn*

Robyn Phillips / Executive Assistant  
Gwydir Shire Council

Ph: (02) 6724 2042 / 0409 770 994

Fax: (02) 6724 1771

Email: [rphillips@gwydir.nsw.gov.au](mailto:rphillips@gwydir.nsw.gov.au)

**Caution:** This message is intended for the addressee named and may contain confidential information. If you are not the intended recipient, please delete this message and notify me, the sender. The views expressed in this message are those of the individual sender and are not necessarily the views of Gwydir Shire Council.

**From:** Linda Keeshan <linda.keeshan@premiers.qld.gov.au>  
**Sent:** Sunday, 2 December 2018 11:47 PM  
**To:** Robyn Phillips <rphillips@gwydir.nsw.gov.au>  
**Cc:** Kirsten Richards <kirsten.richards@premiers.qld.gov.au>  
**Subject:** RE: BROC Meeting in Tenterfield 9 November 2018

Hi Robyn

Thank you for sending through the minutes.

Just as an update on the TAFE issue – I have had some follow up discussions with our TAFE reps in Qld, and Tenterfield TAFE and I believe they are now having further discussions to look at appropriate ways to resolve the issue. James and I will continue to monitor the situation as well.

Regards

Linda



**Queensland  
Government**

**Linda Keeshan**  
Director  
**Intergovernmental Relations**  
Department of the Premier and Cabinet

P 07 3003 9180 M 0437 055 650  
Level 29, 1 William Street, Brisbane QLD 4000  
PO Box 15185, City East, QLD 4002

John / Peter

I have advised Derek that I have forwarded his request onto one of you to respond.  
Peter – you may recall Derek was a guest speaker at our BROCC meeting on 4 May 2018.

Robyn

**From:** Derek Baker <[abaker33@une.edu.au](mailto:abaker33@une.edu.au)>  
**Sent:** Friday, 14 December 2018 1:43 PM  
**To:** Robyn Phillips <[rphillips@gwydir.nsw.gov.au](mailto:rphillips@gwydir.nsw.gov.au)>  
**Subject:** RE: Border Regional Organisation of Councils - rural roads

Hi Robyn

I'm looking at work planning for the next year and wanted to follow up with BROCC about funding for work on roads.

Who should I talk to on that?

Earlier there was some discussion of a meeting with Jen Medway.

Thanks  
Derek

## Derek Baker

PhD Agricultural Economics (Penn State), GCERT Research Mngt (Melb.), B Agr Sc (Hons I) (Massey)  
*Professor of Agribusiness and Value Chains, UNE Business School*  
*Faculty of Science, Agriculture, Business and Law*  
*Director, UNE Centre for Agribusiness*  
*Board Member, International Food and Agribusiness Management Association*



UNE Business School  
University of New England  
Armidale NSW 2351 Australia

Phone 61 2 67732627  
Email [derek.baker@une.edu.au](mailto:derek.baker@une.edu.au)

[www.une.edu.au](http://www.une.edu.au)  
CRICOS Provider Number: 00003G



# Regional Development *Australia*

DARLING DOWNS  
AND SOUTH WEST INC

## FIVE ISSUES FORUM

*Breaking Down Barriers*

Warwick 5<sup>th</sup> March 2019

Cunnamulla 7<sup>th</sup> March 2019



A forum to assist stakeholders to progress priority projects.  
Come together and decide how to overcome barriers collaboratively.

For more information, phone Trudi Bartlette on 0488 112 298.

To book your free seat, please click on the link below.

Find the registration form at:

[www.rda-ddsw.org.au/events/five-issues-forum/](http://www.rda-ddsw.org.au/events/five-issues-forum/)

Warwick  
Cunnamulla

Venue: Warwick Shire Town Hall, 72 Palmerin Street, Warwick Qld 4370  
Venue: Paroo Shire Hall, 3 Jane Street, Cunnamulla Qld 4490

Time: 9am to 3pm  
Time: 9am to 3pm

# **REPORT – Regional Developments to capitalise on Inland Rail**

## **Border Region of Councils meeting of 15 February 2019**

From Angus Witherby, Director Planning and Community Development, Moree Plains Shire Council

### **Summary**

Various regional initiatives are underway to take advantage of the Inland Rail project. Each existing town along the route or with access to the route has an opportunity to benefit from Inland Rail. In practice, while there will be some overlap between the functions provided at each town there will also be differences, based on local comparative advantage. Regional support for individual initiatives throughout the region is of benefit in terms of securing funding and also in demonstrating that a regional perspective is being taken by key bodies such as BROCC. A regional perspective in terms of planned and potential economic development would significantly improve the benefits of the proposed update of the BROCC Transport Study.

### **Recommendation:**

#### **That BROCC:**

- 1. Ensure that the planned update of the BROCC Transport Study take into account proposed economic developments throughout the BROCC region including, in particular, transport opportunities for East – West route enhancement to improve access to Inland Rail;**
- 2. Endorse the Moree Intermodal Masterplan as key infrastructure elements to support the Inland Rail project, including benefits to the New England region (including the Upper New England High Country sub- region) as well as to the NSW Upper North West Region;**
- 3. Note and endorse complementary initiatives such as the proposed developments in Inverell Shire, Gwydir Shire, Narrabri Shire and Southern Downs Regional Council as set out in the relevant Regional Economic Development Strategy which strengthen the overall “offer” of the North-West NSW region and adjoining areas in Queensland; and**
- 4. Support and encourage the development of complementary activities in the Goondiwindi, Tenterfield and Walgett areas.**

### **Introduction and Background**

The Inland Rail project has commenced construction in the Narromine to Parkes corridor and design plans are close to finalisation for the Narrabri to North Star component. Final route selection processes are underway from North Star through to Toowoomba. BROCC, at its last meeting, endorsed the CSIRO proposal for updating the BROCC transport study (subject to grant funding) noting that there will need to be an increased emphasis on East – West transport links to take advantage of Inland Rail and to optimise supply chains accordingly. In addition, there is a strong emphasis on value – adding associated with making most effective use of the Inland Rail opportunities. This includes both processing of agricultural and primary industry products as well as developing fully traceable supply chains, largely through the use of containerised product. Various proposals are at different stages of development throughout the NSW New England and North – West regions including within a number of BROCC member Council areas.

The NSW State Government has undertaken Regional Economic Development Strategies across the state of NSW but also reaching into adjoining parts of Queensland and Victoria where these have been identified as being part of functional economic regions.

## **Upper North West Regional Economic Development Strategy**

This strategy covers four Councils which have been defined as the upper North West region. The Councils are Moree Plains, Narrabri, Gwydir and Inverell. All but Narrabri Council are part of BROCC. There are four key priority areas identified in the study:

A. Improve freight efficiency in the engine industries of Agriculture and Mining

Key initiatives including upgrading key roads to enable high productivity vehicles and also upgrading and extending the freight network in particular branch lines. Improvements in access to the Narrabri and Moree transport and logistics hubs (both road and rail) are identified together with the new industrial area in Inverell. Upgrading the country rail network to take advantage of the higher capacities of Inland Rail is also proposed.

B. Encourage investment, increased productivity and value adding

Key elements include providing an “open for business” approach together with significant improvements in telecommunications and ensuring the maintenance of air services. A review is to be undertaken of the Mole River Dam for feasibility.

C. Invest in people, skills, community and lifestyle to address the Regions of skills gap

Key elements include a review of regional labour force needs and training requirements together with improved and expanded health and education services including a country University campus together with other improvements to towns and villages throughout the region to enhance livability. Key infrastructure priorities include health services at Moree, recreation at Moree and Narrabri, and the sports health arts and education Academy at Moree.

D. Diversify the economy through emerging industry sectors

Key elements include further growth of the tourist industry, increased activity in the renewable energy sector, leveraging the coal seam gas sector, and supporting the growth of associated manufacturing and processing. Tourist infrastructure upgrades are identified for Moree, Gwydir, Narrabri and Inverell.

## **Northern New England High Country Regional Economic Development Strategy**

This strategy covers the councils of Glen Innes Severn, Southern Downs Regional and Tenterfield Shire. It is important to note that a Queensland Council is included within this NSW strategy. This highlights the cross – border nature of many economic development activities.

The Strategy has three key priority areas:

A. Improved connectivity as a foundation for growth

Key elements include improvements in telecommunications, and upgrade of key highway elements including the New England Highway, Tenterfield – Gwydir Highway, Waterloo range crossing and improvements on the range crossing to the east. Bruxner Way improvements are also identified which would be a key element in the updated BROCC

Transport Study. Road improvements in Queensland include the Accommodation Creek Bridge and the Warwick bypass.

B. Support and grow key sectors

Support for the agricultural sector as identified, in particular improving water security to assist with improvements to the livestock, horticultural and apiary sectors. The encouragement of value adding industries is also included. Renewable energy is identified as is growth in the tourist sector. The Mole River Dam is again included.

C. Attract businesses and residents to the Region

Key elements include a business friendly environment together with improvements to livability of communities. Specific upgrades include development of the Glen Innes airport as well as electricity grid upgrades.

It is suggested that the principles set out in the strategies would also have relevance to other Southern Queensland councils within BROC noting the similarity in economic structure between these councils and councils within the REDS areas.

### **Comparative Advantages and Specialisations**

Although not within BROC, Narrabri Shire has a similar overall agricultural profile to Moree Plains as do Walgett Shire, Balonne Shire, Goondiwindi Regional Council and Southern Downs Regional Council. These Council areas have a comparative advantage in broadacre agriculture.

In addition, specialisations are emerging in the different Council areas for example the focus on coal seam gas and coal extraction within Narrabri which would potentially act as a stimulus for industrial development.

As part of developing ways to benefit from and optimise local economies to work with Inland Rail the further development of an understanding of comparative advantages would be of assistance. In addition, identifying and responding to separate specialisations can also assist in ensuring an appropriate focus on economic development and activity.

There is an opportunity for BROC to act as a "clearing-house" so that all councils within the BROC area can be aware of developments throughout the region and ensure that these operate in a coordinated fashion. For example, consideration of road projects on a regional basis rather than just within individual local government areas can significantly enhance transport flows and economic efficiencies.

The update of the BROC transport study provides an opportunity to take a regional view on road infrastructure, however this needs to be complemented by a better understanding of the economic potentials and activities within each of the BROC member councils. This will ensure that the transport study maximises its overall benefit to the region.

### **Moree Plains Shire Wide Transport and Intermodal Study**

Moree Plains Shire Council has recently completed a Shire wide Transport and Intermodal Study which has led to the adoption of a Masterplan for the town of Moree. This is appended (**Appendix A**). In addition to development of the Masterplan, Council has also undertaken a review of its local road hierarchy with an emphasis on roads which provide the best economic benefit to the Shire in



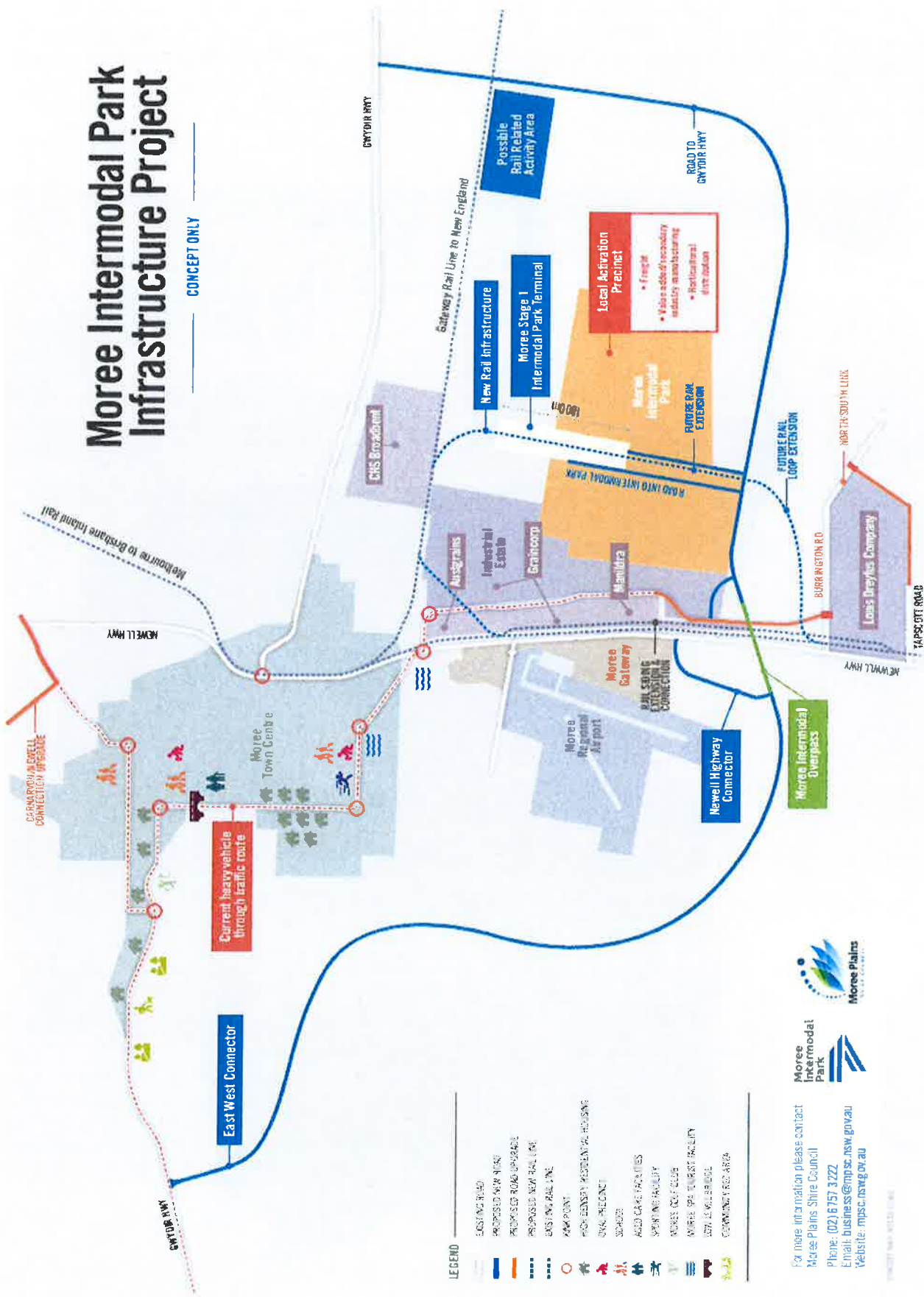
terms of their road standard. While Council has adopted an aspirational target of seeing all regional, arterial and collector roads as all-weather, resource constraints mean that selected roads only will be able to be upgraded to or maintained at all weather status. (This includes both sealed and gravelled roads).

#### **Involvement of Joint Organisations of Councils**

Councils within the NSW element of BROCC are required (apart from Walgett) to be part of a Joint Organisation of Councils. The relevant ones for BROCC Councils are the New England Joint Organisation of Councils, and Namoi Unlimited. Together these two Joint Organisations make up the full New-England North West planning region (**Attachment B**). There is benefit in member councils working with the relevant Joint Organisation to broaden the regional scope of preparing for Inland Rail in terms of both proposed transport infrastructure and economic development.

# Moree Intermodal Park Infrastructure Project

CONCEPT ONLY

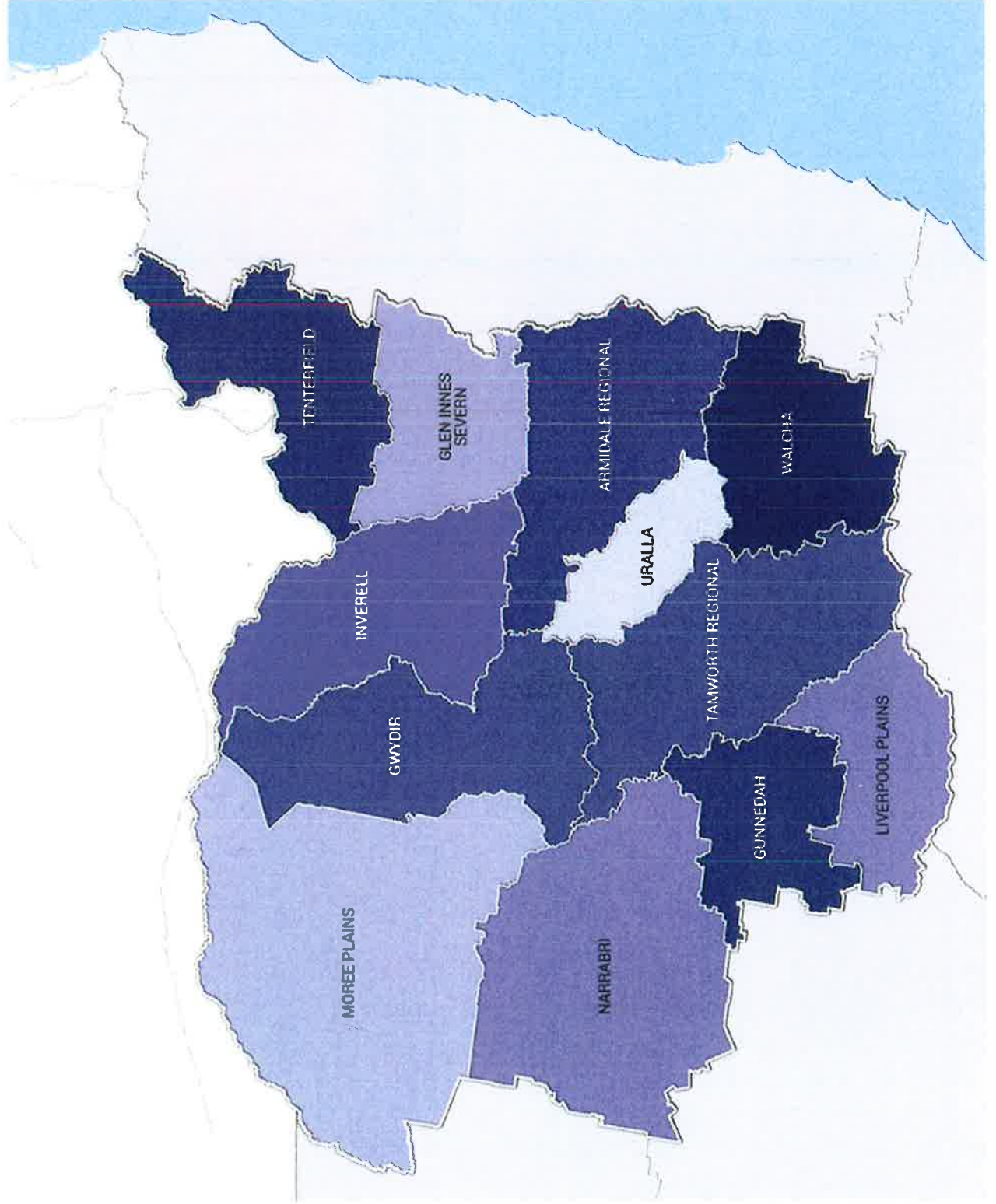


- LEGEND**
- EXISTING ROAD
  - PROPOSED NEW ROAD
  - PROPOSED ROAD UPGRADE
  - PROPOSED NEW RAIL LINE
  - EXISTING RAIL LINE
  - KM MARKPOINT
  - PRO-DENSITY RESIDENTIAL HOUSING
  - SWAL PRECINCT
  - SUBURB
  - AGED CARE FACILITIES
  - SPORTING FACILITY
  - WATER OFFICE
  - MOREE SPA THERMAL FACILITY
  - WATER TOWER
  - RECREATION FACILITY



For more information please contact  
 Moree Plains Shire Council  
 Phone: (02) 6757 3222  
 Email: [business@mpsc.nsw.gov.au](mailto:business@mpsc.nsw.gov.au)  
 Website: [mpsc.nsw.gov.au](http://mpsc.nsw.gov.au)

**ATTACHMENT B – NSW New England and North West Planning Region**



Report to: BROC

Date: February 2019

Section:

ITEM NO:	1.	FILE NO:	
DESTINATION :			
SUBJECT:	BRUXNER WAY - INVERELL SHIRE COUNCIL		
PREPARED BY:	Justin Pay, Manager Civil Engineering		

**SUMMARY:**

This report is intended to provide information on traffic usage data and maintenance schedule for the Bruxner Way in Inverell Shire.

**COMMENTARY:**

In the Inverell Shire, the Bruxner Way is a Regional Road that is located in the North of the Shire. The total length of the road managed by ISC is 103.98km, which is all bitumen sealed. Presented below are the latest traffic usage figures as recorded in Inverell Shire Council Asset Management System, all traffic counts are less than 12 months old.

Site	ADT	HV%	85 <sup>th</sup> % Speed – km/h	Mean Speed – km/h
Gwydir Shire Bdy	160	11.7	105	93
Yetman Village	301	21.8	59	48
Trigamon North	203	27	106	96
Camp Creek Road	240	23.3	104	93
Ashford Road Intersection	325	21.8	104	92
Rocky Creek Road Intersection	119	29.7	108	98

ADT – Average Daily Traffic

HV% - Heavy Vehicle Percentage

Councils roads and maintenance service schedules are developed on an annual basis and are aimed at providing adequate levels of service (LOS). Below are tables 1 and 2 from Council's Roads Asset Management Plan and they outline the LOS targets that Council strives for.

Level of Service	Performance Measure process	Performance Target	Current Performance
The road network is adequate for the expected volume and type of traffic.	Community complaints or requests received regarding capacity of network	Less than 1 per 100km per annum	Zero
	Community satisfaction with network capacity as per survey	85% satisfied	Not yet available
The road network is well connected, well designed and free flowing	Community complaints or requests received regarding network design, connectivity or flow	Less than 1 per 100km of rural road per annum	Zero
		Less than 5 per 100km of urban road per annum	1.4 per 100km
	Community satisfaction with network design, connectivity and flow as per survey	85% satisfied	Not yet available
The road network provides a comfortable ride and is safe for its users	Community complaints or requests received regarding poor ride	Less than 10 per 100km of unsealed road per annum	8.25/100km
		Less than 2 per 100km of sealed road per annum	
	Community satisfaction with ride quality as per survey	85% satisfied	Not yet available
	Community complaints or requests received regarding road safety	Less than 10 per 100km per annum	1.5/100km
	Community satisfaction with network safety as per survey	85% satisfied	Not yet available
	Number of accidents reported by Centre for Road Safety	Less than 0.2 fatal accidents per 1000 population per annum	0.06 per 1000 population
		Less than 5 nonfatal accidents per 1000 population per annum	2.37 per 1000 population
The road network is economically, socially and environmentally sustainable.	Community satisfaction with sustainability as per survey	85% satisfied	Not yet available
	Community complaints or requests received regarding sustainability	Less than 1 per 100km per annum	0.05/100km

TABLE 1: COMMUNITY PERFORMANCE MEASURES

Level of Service	Performance Measure process	Performance Target	Current Performance
The road network is adequate for the expected volume and type of traffic.	Proportion of Level 2 inspections returning a fair overall rating	80% of Level 2 inspections return an overall rating of fair or better.	Not Yet Available
The road network is well connected, well designed and free flowing	Proportion of traffic surveys in which less than 10% of vehicles experience headway of less than 4 seconds	More than 90% of surveys taken	97.5% of surveys
	Proportion of traffic surveys in which the 85 <sup>th</sup> percentile speed is found to be more than 10km below the posted limit or design speed of the segment.	Less than 10% of surveys taken	4.2% of surveys
The road network provides a comfortable ride and is safe for its users	Proportion of routine Level 1 inspections returning a fair overall rating.	80% of Level 1 inspections return an overall rating of fair or better.	Not yet available
	Time to respond to identified defects	Adopted response times met 90% of the time.	Not yet available
	Average roughness rating as per roughness surveys.	80% of roughness surveys on unsealed roads return IRI of less than 9	100% surveys less than 9 IRI
		80% of roughness surveys on sealed roads return IRI of less than 4	91.7% surveys less than 4 IRI
The road network is economically, socially and environmentally sustainable.	Network operating cost change compared to Local Government Cost Index (LGCI)	Cost to operate network does not exceed previous year by more than LGCI.	Unknown

**TABLE 2 : TECHNICAL PERFORMANCE MEASURES**

Councils average maintenance allocation for the Bruxner Way over the past five years has been \$248,000. Since 2012 Council has spent \$2,199,990 on Capital works on the Bruxner Way, including bitumen resealing and pavement rehabilitation.

It could reasonably be expected that the maintenance allocation for the Bruxner Way in future years would be similar to the five year average.

Capital expenditure on Councils roads network is determined on an annual basis, in accordance with Council's Asset Management Plan.

**RECOMMENDATION:**

*That the information be received and noted.*

## Case Study Overview

# Leveraging sub-tender procurement to drive local economic development

### Case Study

BuyRegional is a nationwide initiative - launched in 2017 and powered by the VendorPanel platform. It helps government and enterprises to leverage sub-tender procurement as a driver of local and regional economic development. It also improves governance, reduces risk and drives savings.

Case study analysis covered a complete sourcing dataset from over 25 Government Customer Organisations sourcing via the VendorPanel Local Supplier Marketplace in 2017. Data was de-identified to align with confidentiality agreements. Non-conforming and potential outlier data was removed. The analysis covered \$29,744,785 in competitive low-value sourcing events (average transaction value less than \$50,000) via the Marketplace.

Case study analysis has shown a high degree of engagement with the local supply chain, and significant cost avoidance benefits.

### Economic Development Objectives

It is widely recognised that local sourcing brings social and economic gain. All levels of government recognise that local sourcing brings social and economic gain. For example, a Queensland Government study identified benefits to government, industry, and the wider economy:

Government	Local Suppliers	Wider Economy
Value for money through leverage of spend, competition, cost control	Opportunities for growth	Increased employment, skills competition and productivity
Reduced costs, including logistics and maintenance	Increased stability and diversity of markets	Innovation and supply chain development
Transparent reporting of benefits	Improved national and international reputation	SME development and wealth creation

Source: Adapted from Queensland Charter for Local Content, Department of State Development, 2016

## Usage - Audited Analysis

A key objective of BuyRegional is identification and inclusion of local vendors through use of geo-targeting by the VendorPanel platform. Analysis showed a high degree of engagement with local suppliers as a proportion of all sourcing via the Marketplace. Platform data shows business going to local vendors in 84.4% of cases<sup>1</sup>

Platform data shows business going to local vendors in 84.4% of cases<sup>2</sup>

## Savings - Audited Analysis

In addition to local economic development opportunities, the case study analysis examined savings generated as Cost Avoidance as a result of running a more competitive sourcing process. This data was independently audited. The objective of the independent review was to assess the compliance of the calculations against the one-off acquisitions savings methodology (as prescribed in the Queensland Government 2012-13 Procurement Performance Measurement System Data Dictionary and used by the VendorPanel report). This methodology compares the cost of the selected supplier vs the average of the cost of all viable bidders.

Analysis using the “one off acquisitions” savings methodology shows an average Cost Avoidance of 9.74% by Organisations sourcing via the VendorPanel Marketplace during the period<sup>3</sup>

This equated to over \$2.89m in savings, on sample spending of \$29.75m. The scope did not include identification or validation of other potential savings or more detailed calculation methods.

## Additional Observations - Audited Analysis

The auditor found sufficient evidence to make comment beyond the scope of the validation activity, observing that there is evidence that savings may be delivered using the system, namely:

- Increased visibility of data and outcomes, is likely to drive further savings through accountability and the ability to question decisions
- Increased data visibility allows a strategic procurement area to identify opportunities for strategic contracts rather than tactical tenders
- Adoption of VendorPanel is likely to provide greater confidence in the process and probity over use of emails or other uncontrolled processes
- Adoption of VendorPanel will allow the maintenance of records for audit and for faster replication for repeat quotes

<sup>1</sup> National % of successful Market Place RFX responses where vendor was within 125km, in 2017

<sup>2</sup> National % of successful Market Place RFX responses where vendor was within 125km, in 2017

<sup>3</sup> Independently audited and verified by ArcBlue Consulting



- Adoption of VendorPanel is likely to deliver faster quotation processes
- Adoption of the Marketplace may introduce new suppliers which may result in greater competition

## About BuyRegional

The focus of BuyRegional is on the high volume of sub-tender operational sourcing (usually RFQs \$2k-\$150k), which represents 40-60% of procurement spend by Local Governments in Australia. Anecdotally, it is similar for many State Governments and other complex organisations. This sourcing is usually decentralised to operational (non-procurement) staff, who typically request competitive quotes by email, providing little transparency or oversight. It can deliver sub-optimal value, with little real competition, or meaningful auditing, reporting and analytics.

BuyRegional can reduce risk in decentralised low-value sourcing, drive value, and leverage spend to drive local economic development outcomes. Targeting this spend is particularly powerful because these smaller opportunities are often best suited to local SMEs.

**“One of the ways we are encouraging and facilitating local suppliers to work with us.”**

*Shire of Wyndham East Kimberley*

The BuyRegional supplier marketplace improves engagement with the business community by giving local suppliers easier access to opportunities. It also structures decentralised procurement, allowing buyers to access a wider range of products, pricing and terms than they have traditionally been exposed to.

## Benefits

- Connects buyers and potential suppliers, allowing local vendors of all sizes to compete with often larger, non-local competitors
- Delivers measurable cost savings by creating a larger vendor pool and more efficient market
- Drives adoption through ease-of-use, both for suppliers and for all staff involved in non-tender purchasing decisions
- *For Economic Development functions:* Provides a practical tool to drive positive local and regional outcomes
- *For Procurement teams:* Supports transparency, governance and probity, particularly in decentralised and low-value procurement
- *For Executives and Elected Officials:* Delivers insights into social and economic impacts of spend, through on-demand reporting and dashboards.

Organisations taking part in the initiative have seen significant benefits in terms of value, compliance and risk reduction.

**“Gives local suppliers an easy and consistent way to hear about contract opportunities from Council.”** *Lockyer Valley Regional Council, QLD.*

## What makes it work?

### Positive user experience becomes its own compliance strategy

Deep understanding of procurement processes and investment in product development mean that VendorPanel is easy for non-procurement staff to use. Beneath the simplicity, though, lie streamlined and transparent processes that feed into smart reporting. Creating a 'path of least resistance' for users becomes an innovative and effective compliance strategy.

### Low-value procurement can finally be brought to heel

Even in the best-run public and private organisations there can be a sense that mid-level spend (between \$5,000 and \$150,000) is just too hard to manage well. Purchase decisions are decentralised, many suppliers are involved, and buying is often of a recurring and urgent nature. With VendorPanel clients can apply some of the rigour of a Tender process to this 'long tail' of activity, reducing risk and driving value, giving procurement teams transparency, and helping local suppliers to target the size of opportunities they are best-equipped to win.

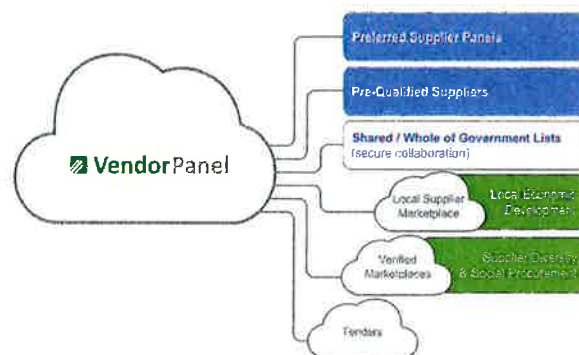


### Geo-Location: Local Market mapping shows buyer impact

A critical component of BuyRegional is the way in which the technology automatically geolocates suppliers and potential suppliers, and defaults supplier sourcing to highlight local vendors. Market scans can be expanded to include metro areas or other regions where a supply chain is too shallow.

### An effective regional development solution, as part of a full procurement suite

As a local supplier marketplace, BuyRegional is not just a sourcing database. Because it sits on the VendorPanel platform, organisations can meet local sourcing targets within a broader procurement strategy that may include panels of preferred and pre-qualified suppliers, Whole of Government lists, and initiatives to support social, Indigenous or diversity procurement goals.



### Powerful sourcing analytics

Sourcing analytics is different to spend analytics. It tells a much richer story. When it comes to local market capacity building, understanding buyer trends and why they lose work is at least as important as who wins. BuyRegional is unlocking powerful data that can be used for more targeted local supplier capacity building. This is a massive opportunity for our regions.